




HOT DOTS

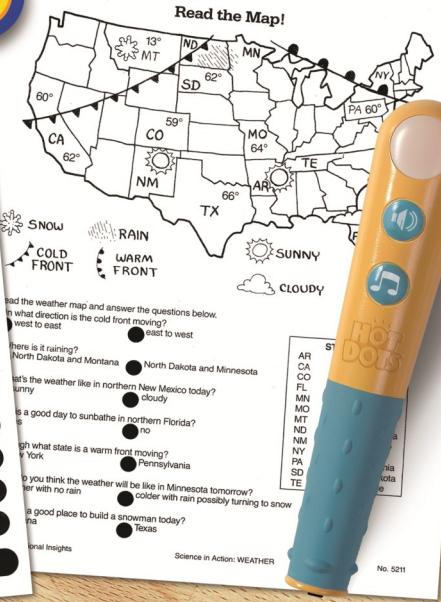
● threw ● through



● pour ● poor

Read the Map!



SNOW RAIN SUNNY
 COLD FRONT WARM FRONT CLOUDY

Read the weather map and answer the questions below.

In what direction is the cold front moving?
 west to east east to west

Where is it raining?
 North Dakota and Minnesota

What's the weather like in northern New Mexico today?
 sunny cloudy

Is it a good day to sunbathe in northern Florida?
 yes no

Through what state is a warm front moving?
 Pennsylvania

Do you think the weather will be like in Minnesota tomorrow?
 warmer with no rain colder with rain possibly turning to snow

Is it a good place to build a snowman today?
 Florida Texas

Personal Insights

Science in Action: WEATHER No. 5211


● Megan

● Tonya

● Conner


● Kanye

● Craig





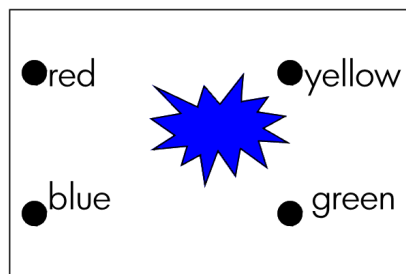
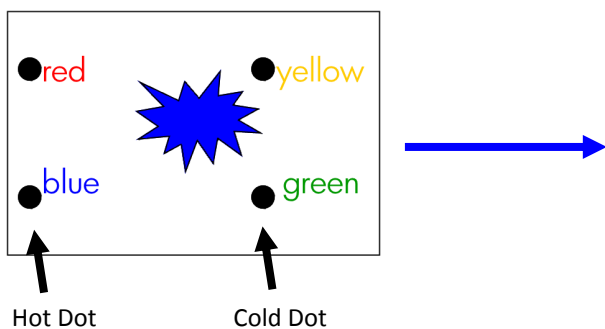
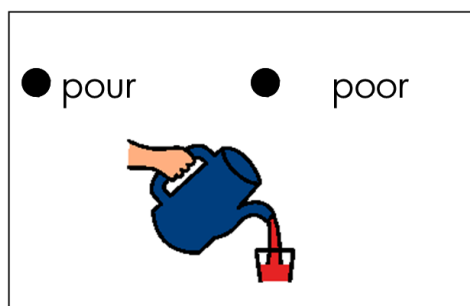
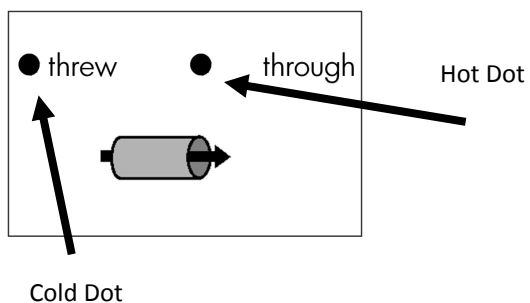
The hot dot pen, including 450 hot dots to make your own activities. There are 150 “hot” dots or correct answer dots and 300 “cold” dots or incorrect answer dots.



If you place the dots on lamination, you can easily remove them for use on something else. Also, if your child has the fine motor skills, by cutting the dots in half, they still work and you will have twice as many.


Some ways I have used hot dots:

Make your own flash cards—and then change them slightly as the child progresses:



Eventually progress to this card.

Example of how I have made a file folder activity that you can use with any set of pre-made flashcards:



This file folder is available in my catalog as well as the hot dot pen and dots.